



SI 11 10 05
Engine

January 2006
Technical Service

PERFORM THE PROCEDURE OUTLINED IN THIS SERVICE INFORMATION ON ALL AFFECTED VEHICLES BEFORE CUSTOMER DELIVERY OR THE NEXT TIME THEY ARE IN THE SHOP FOR MAINTENANCE OR REPAIRS.

SUBJECT

Service Action: S85 Replace VANOS High Pressure Line

MODEL

E60 M5 with S85 produced up to 11/22/05

SITUATION

The VANOS high pressure line may start to leak engine oil around the flexible hose.

A Service Action will be conducted on all affected vehicles which have not already had the improved VANOS line replaced. Customers will be mailed letters notifying them of the Service Action shortly (copy of the customer letter is attached).

To minimize customer's inconvenience caused by this Service Action, you are being asked to pick-up (and deliver after repair), if necessary, the affected vehicle from customer's home, and provide appropriate alternative transportation.

Customers will be impressed when you return their cars cleaned inside and out and with a full tank of gas. Reimbursement information for the vehicle fueling and valet costs can be found in the Warranty portion of this bulletin.

AFFECTED VEHICLES

This Service Action involves M5 vehicles with S85 engines which were produced from the beginning of production up to 11/22/05.

In order to determine if a specific vehicle is affected by this Service Action, it will be necessary to utilize the "Service Menu" of the DCS (Dealer Communication System). Based on the response of the system, either proceed with the corrective action or take no further action.

The Chassis Number Ranges listed below are **only** for informational purposes and are not to be considered as the only deciding factor.

| Model | Chassis Number Range |
|-------|----------------------|
| M5 | B581062 – B583155 |

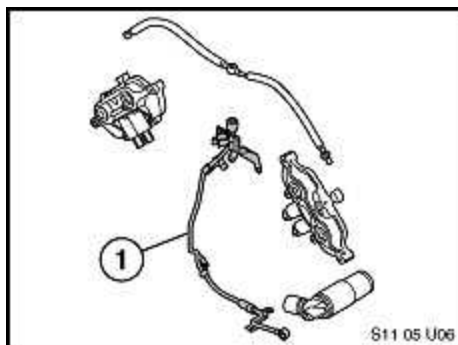
CORRECTION

On the affected vehicles, replace the VANOS high pressure line between the pressure accumulator and connecting lead.

PROCEDURE

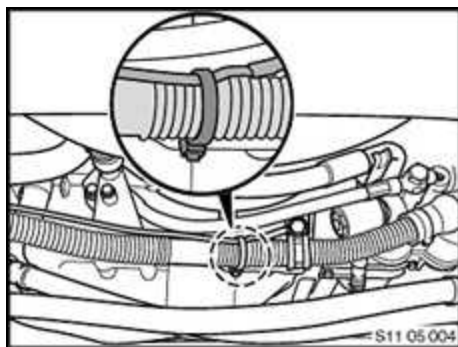
1. Remove the front underbody protection (refer to TIS RA 5147490).
2. Remove the fan cowl with electric fan (refer to TIS RA 1711035).

3. Remove the drive belt for A/C compressor (refer to TIS RA 1128050).
4. Remove the alternator drive belt (refer to TIS RA 1128010).
5. Disconnect the secondary air hose fitting and remove the water pump pulley
6. Carefully loosen the VANOS line at accumulator, to release any residual pressure, and then remove and replace the VANOS high pressure line: PN 11 36 7 838 670) – identified as #1 on the illustration.
7. The required tightening torques can be found in TIS under: 11 36 Variable camshaft control. All sealing rings must be replaced.



Important: Only copper sealing rings must be fitted.

8. Reassemble all removed parts.
9. Verify that the engine oil level is correct and top off as necessary.



Note: When fitting the new line, make sure that there is sufficient distance to the cable tie on the secondary air hose on the bottom of the engine. If the cable tie is fitted with the lock facing upwards (towards the VANOS high pressure line) it must be replaced. When doing so, make sure the cable tie lock is positioned at the bottom (see illustration to the left).

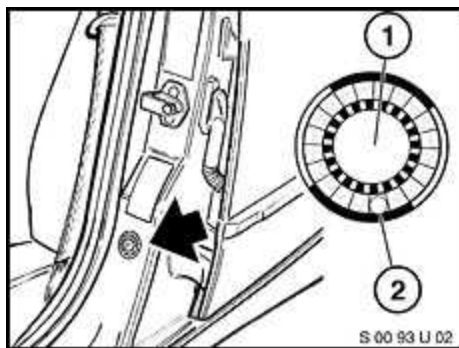
PARTS INFORMATION

| Part Number | Description | Quantity |
|-----------------|------------------------------|----------|
| 11 36 7 838 670 | VANOS pressure line | 1 |
| 07 11 9 963 129 | A12x15 Copper sealing ring | 6 |
| 61 13 1 367 599 | Cable tie (if needed) | 1 |
| 07 51 0 009 420 | Castrol TWS 10W-60 motor oil | 1 |

LABEL INSTRUCTIONS

This Service Action has been assigned code number **459**. After the vehicle has been checked, and corrected if necessary, obtain a label (SD 92-278) and:

- a. emboss your BMW dealer warranty number in



- the middle of the label (1);
- b. punch out code number **459** printed on the label and,
 - c. affix the label to the **B** pillar as shown.

If the vehicle already has a label from a previous Service Action/Recall Campaign, affix the new label next to the old one. Do not affix one label on top of another one because a number from an underlying label could appear in the punched-out hole of the new label.

WARRANTY INFORMATION

Reimbursement for this Service Action will be via Campaign Entry.

Defect Code **00 11 25 02 00**

Work Package #1: Replace VANOS high pressure line,
Vehicle in dealer's inventory
(Vehicles not retailed).

Labor Operation: 00 56 725

Labor Allowance: 23 FRU E60 M5

Part Allowance 11 36 7 838 670 – pressure line Qty = 1

07 11 9 963 129 – A12x15 – Copper sealing ring Qty = 6

61 13 1 367 599 – cable tie Qty = 1

Sublet Allowance Up to 1 liter Castrol 10W-60 motor oil \$10.01

Sublet Code 4

Work Package #2: Replace VANOS high pressure line,
Vehicle in customer's possession
(Vehicles retailed).

Labor Operation: 00 56 099

Labor Allowance: 25 FRU E60 M5

Parts Allowance: 11 36 7 838 670 – pressure line Qty = 1

07 11 9 963 129 – A12x15 – Copper sealing ring Qty = 6

61 13 1 367 599 – cable tie Qty = 1

Sublet Allowance Up to 1 liter Castrol 10W-60 motor oil \$10.01

Sublet Code 4

RE-FUELING COST

BMW of North America, LLC, will provide reimbursement to have the gas tank topped off once as required, for each vehicle affected by this Service Action. Attach the appropriate fuel purchase receipt to the repair order to document cost.

Defect Code **85 99 00 66 NA**

Refuel E60 M5

Affected by this Service Action

Sublet: Actual cost to top off the fuel tank

Sublet code: 4

VALET COST

BMW of North America, LLC, will provide reimbursement for vehicle valet services (pick up & delivery) for each vehicle affected by this Recall Campaign. Attach the appropriate receipt to the repair order.

Defect Code **99 99 77 77 NA**

Valet Service for E60 M5

Affected by this Service Action

Sublet: \$25.00

Sublet code: 4

RENTAL VEHICLES

Service Loaner vehicles, for this Service Action, should be utilized for alternative transportation needs to promote customer satisfaction.

Please note that the Warranty Policy and Procedure Manual in Section 9 on Page 8 and [SI B01 07 03](#), spells out, for those participating BMW centers, the opportunity to self-authorize a rental vehicle if needed by your customer for this type of repair.

ATTACHMENTS

view PDF attachment [B111005Letter](#).

[Copyright © 2006 BMW of North America, LLC]